




Shankhill C of E Primary School

*Our vision: Creative learning, personal achievement and happiness.
Enabling everyone to flourish and 'to live life in all its fullness'. (John 10:10)*



VGPS

Programme of Study

At Shankhill, we have adopted and adapted this programme of study to suit the teaching and learning in a flexible system of mixed-age classes.

Programme of study:	Grammatical terms and word classes	Punctuation	Tenses	Word level	Sentence level	Text level	Standard English
Year 1	<p>letter: a symbol of the alphabet, a character which represents a sound in speech formation of a lower case letter</p> <p>noun: general names for people, animals, places, things or ideas</p> <p>proper noun: specific names for people, places or things and always start with a capital letter</p> <p>pronoun: a word that takes the place of a noun, often to avoid repetition</p> <p>singular: just one person or thing</p> <p>plural: more than one person or thing</p> <p>prefix: a letter or group of letters that is added to the beginning of a root word (to change the meaning)</p> <p>suffix: a letter or group of letters that is added to the end of a root word (to change the meaning)</p> <p>adjective: describes the noun or pronoun</p> <p>sentence: a complete thought containing a subject and a predicate (noun and a verb)</p> <p>punctuation: the marks used in writing to clarify meaning</p>	<p>Separation of words with spaces</p> <p>Introduction to capital letters, full stops, question marks and exclamation marks to demarcate sentences</p> <p>Aa capital letter: the upper case</p> <ul style="list-style-type: none"> • Full stops are used at the end of a sentence. <p>? Question marks show someone has asked a question.</p> <p>! Exclamation marks* show when something is surprising or said with force or to mark the end of an exclamation sentence.</p> <p>Capital letters for names and for the personal pronoun I</p>		<p>Regular plural noun suffixes –s or –es [for example, dog, dogs; wish, wishes], including the effects of these suffixes on the meaning of the noun</p> <p>Suffixes that can be added to verbs where no change is needed in the spelling of root words (e.g. helping, helped, helper)</p> <p>How the prefix un- changes the meaning of verbs and adjectives</p>	<p>How words can combine to make sentences</p> <p>Joining words and joining clauses using and</p>	<p>Sequencing sentences to form short narratives</p>	<p>From Spoken English Curriculum: speak audibly and fluently with an increasing command of Standard English</p>

Programme of study:	Grammatical terms and word classes	Punctuation	Tenses	Word level	Sentence level	Text level	Standard English
Year 2	<p>noun: general names for people, animals, places, things or ideas</p> <p>proper noun: specific names for people, places or things and always start with a capital letter</p> <p>pronoun: a word that takes the place of a noun, often to avoid repetition</p> <p>noun phrase: a group of words that do the job of one noun</p> <p>compound: made up of two or more elements</p> <p>prefix: a letter or group of letters that is added to the beginning of a root word (to change the meaning)</p> <p>suffix: a letter or group of letters that is added to the end of a root word (to change the meaning)</p> <p>adjective: describes the noun or pronoun</p> <p>adverb: Adverbs describe how, when or where something happened</p> <p>contractions: where two words are brought together and shortened to make one word</p> <p>homophone: two or more words with the same pronunciation but different meaning, origins or spelling</p> <p>homonym: two or more words with the same spelling but different origins, meaning or pronunciation</p> <p>conjunction: a word used to connect clauses in a sentence</p>	<p>Use of capital letters, full stops, question marks and exclamation marks to demarcate sentences</p> <p>Aa Capital letters are used at the beginning of a sentence and for proper nouns.</p> <p>! Exclamation marks* show when something is surprising or said with force or to mark the end of an exclamation sentence.</p> <ul style="list-style-type: none"> • Full stops are used at the end of a sentence. <p>? Question marks show someone has asked a question.</p> <p>Commas to separate items in a list</p> <p>, Commas are used to separate items in a list or related adjectives.</p> <p>Apostrophes to mark where letters are missing in spelling and to mark singular possession in nouns [for example, the girl's name]</p> <p>' Apostrophes are used to show missing letters (omission) or possession.</p>	<p>Correct choice and consistent use of present tense and past tense throughout writing</p> <p>Past tense: for actions that were completed in the past Usually uses verbs with the 'ed' suffix.</p> <p>Present: For something that is happening now or generally happens frequently or regularly. Can describe habits or something that is generally true.</p> <p>Use of the progressive form of verbs in the present and past tense to mark actions in progress [for example, she is drumming, he was shouting]</p> <p>Present progressive: for actions that are ongoing now Uses the PRESENT form of 'to be' and the PRESENT form of the main verb ('ing' ending) e.g. <i>He is walking down the road.</i></p> <p>Past progressive: for actions that took place in the past over time Usually uses the PAST form of 'to be' and the PRESENT form of the main verb ('ing'</p>	<p>Formation of nouns using suffixes such as –ness, –er (e.g. happiness, happier)</p> <p>Compounding nouns to make new nouns [for example, whiteboard, superman]</p> <p>Formation of adjectives using suffixes such as –ful, –less</p> <p>Use of the suffixes –er, –est in adjectives</p> <p>Use of –ly in Standard English to turn adjectives into adverbs</p> <p>Homophones/ homonyms</p> <p><u>synonyms and antonyms:</u> Two words are synonyms if they have the same meaning, or similar meanings. Two words are antonyms if their</p>	<p>Subordination (using when, if, that, because) and co-ordination (using or, and, but)</p> <p>Subordination: to add a clause which is of lesser importance to the meaning of a sentence than the main clause.</p> <p>Expanded noun phrases for description and specification</p> <p>An expanded noun phrase is a simple noun phrase (e.g. the girl) expanded with at least one adjective.</p> <p>Recognising and forming a statement, question, exclamation or command</p> <p>Statement: a sentence that tells you something</p> <p>Question: a sentence that asks you something</p> <p>Exclamation: a sentence that expresses surprise or excitement (An exclamation <u>sentence</u> always begins with what or how; an exclamation <u>mark</u> can also be used to add emphasis)*</p> <p>Command: a sentence that tells you to do something</p>	<p>Develop positive attitudes towards and stamina for writing by:</p> <p>Writing narratives about personal experiences and those of others (real and fictional)</p> <p>Writing about real events</p> <p>Writing poetry</p> <p>Writing for different purposes</p>	<p>Common misconceptions: done/did</p> <ul style="list-style-type: none"> • was/were • double negative • speaking in full sentences <p>From Spoken English Curriculum: speak audibly and fluently with an increasing command of Standard English</p>






Programme of study:	Grammatical terms and word classes	Punctuation	Tenses	Word level	Sentence level	Text level	Standard English
Year 3	<p>preposition: a word that tells you where or when something is/was compared to something else.</p> <p>conjunction: a word used to connect clauses in a sentence or to co-ordinate words in the same clause.</p> <p>prefix: a letter or group of letters that is added to the beginning of a root word (to change the meaning)</p> <p>suffix: a letter or group of letters that is added to the end of a root word (to change the meaning)</p> <p>word family: groups of words with a common feature, pattern or meaning.</p> <p>clause: a part of a sentence that contains a subject and a predicate (noun and a verb).</p> <p>subordinate clause: a clause that cannot stand alone as a complete sentence.</p> <p>consonant: a speech sound that is not a vowel and is made with your teeth, tongue or lips.</p> <p>consonant letter: a letter of the alphabet that does not make a vowel.</p> <p>vowel: a speech sound that is not a consonant and is made when the air flows freely through the mouth.</p> <p>vowel letter: a letter of the alphabet that makes a vowel.</p>	<p>Introduction to inverted commas to punctuate direct speech</p> <p>“ ”</p> <p>Inverted commas are used to show the words that have been spoken in a text.</p> <p>Direct speech is written text that reports speech or though in its original form.</p>	<p>ending) e.g. <i>He was walking down the road.</i></p> <p>Use of the present perfect form of verbs instead of the simple past [for example, He has gone out to play contrasted with He went out to play]</p> <p>Present perfect: for actions that started in the past and are still true Usually uses the PRESENT form of ‘to have’ and the PAST form of the main verb (‘ed’ ending)</p>	<p>meanings are opposites.</p> <p>Formation of nouns using a range of prefixes [for example super-, anti-, auto-]</p> <p>Use of the forms a or an according to whether the next word begins with a consonant or a vowel</p> <p>Word families based on common words or roots (for example, solve, solution, solver)</p> <p>Homophones/ homonyms</p> <p><u>synonyms and antonyms:</u> Two words are synonyms if they have the same meaning, or similar meanings. Two words are antonyms if their meanings are opposites.</p>	<p>Expressing time, place and cause using conjunctions</p> <p>Expressing time, place and cause using adverbs</p> <p>Expressing time, place and cause using prepositions</p>	<p>Headings and sub-headings to aid presentation</p> <p>Introduction to paragraphs as a way to group related material</p>	<p>Common misconceptions:</p> <ul style="list-style-type: none"> • have/of • them/those • good/well • speaking in full sentences <p>From Spoken English Curriculum: speak audibly and fluently with an increasing command of Standard English</p>

Programme of study:	Grammatical terms and word classes	Punctuation	Tenses	Word level	Sentence level	Text level	Standard English
Year 4	<p>determiner Determiners come before nouns and make clear what the noun refers to E.g. an, a, the, some, five, most The man took ten eggs and put them in a bag.</p> <p>pronoun Pronouns replace nouns or noun phrases E.g. I, he, it, they, we, us We bought a new puppy then took it home.</p> <p>possessive pronoun Possessive pronouns include my, mine, our, ours, its, his, her, hers, their, theirs, your and yours. These are all words that demonstrate ownership.</p> <p>adverbials Adverbials are words or phrases that add more information to a sentence. They can explain how, when, where or how often something happens. Eg We met by the train station. We danced all night long. He waited under the clock.</p> <p>verb inflections Verbs have inflections of tense, person and number and mood. Standard English form may differ to local spoken inflections, for example, <i>we were</i> instead of <i>we was</i>, or <i>I did</i> instead of <i>I done</i>]</p>	<p>Direct speech including inverted commas</p> <p>“”</p> <p>Apostrophes to mark plural possession</p> <p>’</p> <p>Commas after fronted adverbials</p>	<p>Revision of present perfect</p> <p>Revision of present and past progressive tenses</p>	<p>Plural and possessive -s</p> <p>Homophones/ homonyms</p> <p><u>synonyms and antonyms:</u> Two words are synonyms if they have the same meaning, or similar meanings. Two words are antonyms if their meanings are opposites.</p>	<p>Fronted adverbials</p> <p>Expanded noun phrases</p>	<p>Choice of noun or pronoun to aid cohesion</p> <p>Direct speech</p> <p>Paragraphs to organise ideas</p>	<p>Standard form for verb inflections</p> <p>Common misconceptions:</p> <ul style="list-style-type: none"> • I/me • really/well • really/very • speaking in full sentences <p>From Spoken English Curriculum: speak audibly and fluently with an increasing command of Standard English</p>



VGPS Programme of Study

Programme of study:	Grammatical terms and word classes	Punctuation	Tenses	Word level	Sentence level	Text level	Standard English
Year 5	<p>modal verb Modal verbs come before another verb and tell us how possible / likely something is Spot the modal verbs: He could go home but he must finish this first.</p> <p>relative clause and relative pronoun Relative clauses add information to sentences by using a relative pronoun such as who, that or which. For example, 'She lives in Worcester which is a cathedral city' or 'That's the girl who lives near the school'.</p> <p>parenthesis Parenthesis is a word, phrase, or clause inserted into a sentence to add extra, subordinate or clarifying information. When a parenthesis is removed, the sentence still makes sense on its own. For example, "I met James (my oldest brother) at the cinema.</p>	<p>Dashes, brackets or commas to indicate parenthesis – () , ,</p>	Revision of tenses	<p>Converting nouns or adjectives into verbs through use of suffixes [for example, –ate; –ise; –ify] Verb prefixes [for example, dis–, de–, mis–, over– and re–]</p> <p><u>synonyms and antonyms:</u> Two words are synonyms if they have the same meaning, or similar meanings. Two words are antonyms if their meanings are opposites.</p>	<p>Relative Clauses beginning with who, which, where, when, whose, that, or an omitted relative pronoun Modal verbs or verbs of possibility</p>	<p>Cohesion within paragraphs (Devices to build cohesion within a paragraph [for example, then, after that, this, firstly])</p> <p>Link ideas across paragraphs using adverbs of time, place, number</p>	<p>Formal letter writing techniques including forms of address and difference between standard English and 'slang' terms</p> <p>Common misconceptions:</p> <ul style="list-style-type: none"> relative pronouns e.g. which/that/what speaking in full sentences <p>From Spoken English Curriculum: speak audibly and fluently with an increasing command of Standard English</p>

Programme of study:	Grammatical terms and word classes	Punctuation	Tenses	Word level	Sentence level	Text level	Standard English
Year 6	<p><u>subject object:</u> The subject of a sentence is the person, place, thing, or idea that is doing or being something. You can find the subject of a sentence if you can find the verb. Ask the question, "Who or what 'verbs' or 'verbed'?" and the answer to that question is the subject.</p> <p>The object of a sentence is the person or thing that receives the action of the verb. It is the who or what that the subject does something to.</p> <p><u>passive and active voice:</u> A sentence is written in passive voice when the subject of the sentence has an action done to it by someone or something else. e.g. The dog was being washed by the girl.</p> <p><u>subjunctive:</u> The subjunctive mood is the verb form used to explore a hypothetical situation (e.g., <i>If I were you</i>) or to express a wish, a demand, or a suggestion (e.g., <i>I demand he be present</i>).</p>	<p><u>Semi-colon</u>  A semicolon is used to join together two sentences that are related. It indicates a pause which is more pronounced than a comma.</p> <p><u>Colon</u>  A colon is used to introduce a list or to separate two independent but linked clauses.</p> <p><u>Dash</u>  A dash is a versatile punctuation mark that can be used within a sentence (instead of brackets) to show parenthesis. A dash mustn't be confused with a hyphen, which is used to combine words together.</p> <p><u>Hyphen</u>  A hyphen is used to combine or join words to avoid ambiguity (e.g. twenty two-pound coins or twenty-two pound coins).</p> <p><u>Punctuation of bullet points</u>  Bullet points are symbols used to introduce items in a list.</p>	Revision of tenses	<p><u>synonyms and antonyms:</u> Two words are synonyms if they have the same meaning, or similar meanings. Two words are antonyms if their meanings are opposites.</p>	<p>Passive and active voice</p> <p>Subjunctive form</p>	<p>Linking ideas across paragraphs (repetition, adverbials, ellipsis)</p> <p>Layout devices (headings, sub-headings, columns, bullets, tables)</p>	<p>Formal and informal speech</p> <p>From Spoken English Curriculum: speak audibly and fluently with an increasing command of Standard English</p>

Sequence and structure	Autumn			Spring			Summer		
	Introduce	Revisit	Consolidate	Introduce	Revisit	Consolidate	Introduce	Revisit	Consolidate
Year 1	<p>Capital letters and full stops</p> <p>Regular plural noun suffixes –s or –es</p> <p>Joining words and joining clauses using and</p>	<p>Capital letters for names and for the personal pronoun I</p>		<p>Question marks</p> <p>Suffixes that can be added to verbs where no change is needed in the spelling of root words (e.g. helping, helped, helper)</p> <p>How the prefix un- changes the meaning of verbs and adjectives</p>	<p>Capital letters and full stops</p> <p>Capital letters for names and for the personal pronoun I</p> <p>Regular plural noun suffixes –s or –es</p> <p>Joining words and joining clauses using and</p>		<p>Exclamation marks</p>	<p>Question marks</p> <p>Suffixes that can be added to verbs where no change is needed in the spelling of root words (e.g. helping, helped, helper)</p> <p>How the prefix un- changes the meaning of verbs and adjectives</p>	<p>Capital letters and full stops</p> <p>Capital letters for names and for the personal pronoun I</p> <p>Regular plural noun suffixes –s or –es</p> <p>Joining words and joining clauses using and</p>

Sequence and structure	Autumn			Spring			Summer		
<p>Year 2</p>	<p>Apostrophes to mark where letters are missing in spelling and to mark singular possession in nouns [for example, the girl's name]</p> <p>Past and present tense</p> <p>Compounding to make new nouns</p> <p>Formation of adjectives using suffixes such as –ful, –less</p> <p>Expanded noun phrases</p> <p>Statement, command, question, exclamation sentences</p>	<p>Use of capital letters, full stops, question marks and exclamation marks to demarcate sentences</p>	<p>Suffixes that can be added to verbs where no change is needed in the spelling of root words (e.g. helping, helped, helper)</p> <p>How the prefix un- changes the meaning of verbs and adjectives</p>	<p>Commas to separate items in a list</p> <p>Past progressive and present progressive tense</p> <p>Use of the suffixes –er, –est in adjectives</p> <p>Use of –ly in Standard English to turn adjectives into adverbs</p> <p>Synonyms and antonyms</p>	<p>Use of capital letters, full stops, question marks and exclamation marks to demarcate sentences</p> <p>Apostrophes to mark where letters are missing in spelling and to mark singular possession in nouns [for example, the girl's name]</p> <p>Past and present tense</p> <p>Compounding to make new nouns</p> <p>Formation of adjectives using suffixes such as –ful, –less</p> <p>Expanded noun phrases</p> <p>Statement, command, question, exclamation sentences</p>			<p>Commas to separate items in a list</p> <p>Past progressive and present progressive tense</p> <p>Use of the suffixes –er, –est in adjectives</p> <p>Use of –ly in Standard English to turn adjectives into adverbs</p> <p>Synonyms and antonyms</p>	<p>Use of capital letters, full stops, question marks and exclamation marks to demarcate sentences</p> <p>Apostrophes to mark where letters are missing in spelling and to mark singular possession in nouns [for example, the girl's name]</p> <p>Past and present tense</p> <p>Compounding to make new nouns</p> <p>Formation of adjectives using suffixes such as –ful, –less</p> <p>Expanded noun phrases</p> <p>Statement, command, question, exclamation sentences</p>

Sequence and structure	Autumn			Spring			Summer		
Year 3	<p>Introduction to direct speech including inverted commas</p> <p>Use of a/an</p> <p>Formation of nouns using prefixes</p> <p>Expressing time, place and cause using conjunctions</p>		<p>Commas to separate items in a list</p> <p>Past progressive and present progressive tense</p> <p>Use of the suffixes -er, -est in adjectives</p> <p>Use of -ly in Standard English to turn adjectives into adverbs</p> <p>Synonyms and antonyms</p>	<p>Word families</p> <p>Expressing time, place and cause using adverbs</p>	<p>Introduction to direct speech including inverted commas</p> <p>Use of a/an</p> <p>Formation of nouns using prefixes</p> <p>Expressing time, place and cause using conjunctions</p>		<p>Present perfect form of verbs</p> <p>Expressing time, place and cause using prepositions</p>	<p>Word families</p> <p>Expressing time, place and cause using adverbs</p>	<p>Introduction to direct speech including inverted commas</p> <p>Use of a/an</p> <p>Formation of nouns using prefixes</p> <p>Expressing time, place and cause using conjunctions</p>

Sequence and structure	Autumn			Spring			Summer		
Year 4	<p>Direct speech including inverted commas</p> <p>Expanded noun phrases</p> <p>Determiners</p>	<p>Present perfect form of verbs</p> <p>Expressing time, place and cause using prepositions</p>	<p>Verb Tenses</p> <p>Word families</p> <p>Expressing time, place and cause using adverbs</p>	<p>Fronted adverbials including commas before fronted adverbials</p> <p>Possessive Pronouns</p>	<p>Direct speech including inverted commas</p> <p>Expanded noun phrases</p> <p>Determiners</p>	<p>Verb Tenses</p> <p>Present perfect form of verbs</p> <p>Expressing time, place and cause using prepositions</p>	<p>Plural and possessive -s</p> <p>Standard verb inflections</p>	<p>Fronted adverbials including commas before fronted adverbials</p> <p>Possessive Pronouns</p>	<p>Verb Tenses</p> <p>Direct speech including inverted commas</p> <p>Expanded noun phrases</p> <p>Determiners</p>

Sequence and structure	Autumn			Spring			Summer		
Year 5	<p>Modal verbs</p> <p>Relative clauses and relative pronouns</p>		<p>Verb Tenses</p> <p>Fronted adverbials including commas after fronted adverbials</p> <p>Possessive Pronouns</p>	<p>Suffixes and prefixes</p> <p>Linking ideas across paragraphs using adverbials of time, place and number</p>	<p>Modal verbs</p> <p>Relative clauses and relative pronouns</p>	Verb Tenses	<p>Dashes, brackets or commas to indicate parenthesis</p>	<p>Suffixes and prefixes</p> <p>Linking ideas across paragraphs using adverbials of time, place and number</p>	<p>Verb Tenses</p> <p>Modal verbs</p> <p>Relative clauses and relative pronouns</p>

Sequence and structure	Autumn			Spring			Summer		
Year 6	<p>Passive and active voice</p> <p>Synonyms and antonyms</p> <p>Colons, semi-colons and dashes for clauses</p> <p>Hyphens</p>	<p>Dashes, brackets or commas to indicate parenthesis</p>	<p>Verb Tenses</p> <p>Suffixes and prefixes</p> <p>Linking ideas across paragraphs using adverbials of time, place and number</p>	<p>Formal and informal speech</p> <p>Subjunctive form</p>	<p>Passive and active voice</p> <p>Synonyms and antonyms</p> <p>Colons, semi-colons and dashes for clauses</p> <p>Hyphens</p>	<p>Verb Tenses</p> <p>Dashes, brackets or commas to indicate parenthesis</p>	<p>Linking ideas across paragraphs</p>	<p>Formal and informal speech</p> <p>Subjunctive form</p>	<p>Verb Tenses</p> <p>Passive and active voice</p> <p>Synonyms and antonyms</p> <p>Colons, semi-colons and dashes for clauses</p> <p>Hyphens</p>